



GLASS RINSER WITH DRIP PAN



5000GR shown



67971GR shown



C18000GR shown



DRR6 shown

JOB	
AREA	
ITEM NO.	
MODEL NO.	

MODELS
C18000GR
5000GR
67971GR
DRR6

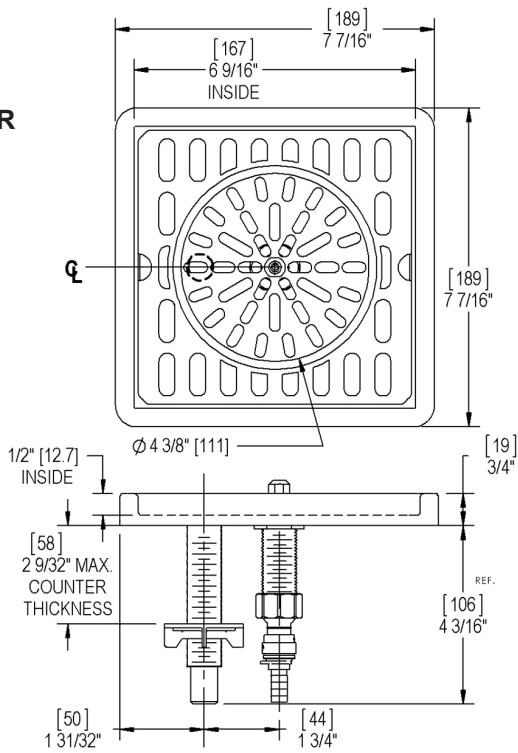
MODEL NOS.	5000GR	C18000GR	67971GR	DRR6
Description	Top Mount Straight Edge Drainer	Top Mount Bevel Edge Drainer	Recessed Drainer	Undercounter Mount
Overall Length (mm)	7-7/16" (189)	7-3/4" (197)	7-5/8" (184)	6" (152)
Drip Pan Length (mm)	6-9/16" (167)	6-1/2" (165)	6-1/2" (165)	N/A
Overall Width (mm)	7-7/16" (189)	7-3/4" (197)	7-5/8" (184)	5" (127)
Drip Pan Width (mm)	6-9/16" (167)	6-1/2" (165)	6-1/2" (165)	N/A
Material, Drip Pan and Glass Rack	Stainless Steel			Stainless Steel Drip Pan (No Glass Rack)
Material, Glass Rinsers	4-3/8" Diameter Heavy Gauge Stainless Steel Glass Rack, NSF Listed Stainless Steel Rinsers			
Plumbing, Drip Pan	1/2" I.D. Brass Drain Tube with 1/2" NPSM Thread and Machined End to accept 1/2" I.D. flexible drain tube.			
Plumbing, Glass Rinsers	1/2" NPSM Thread with included John Guest Connector for 3/8" I.D. flexible water line.			
Mounting Hole(s)	7/8" Diameter Holes (see drawing)	7/8" Diameter Holes (see drawing)	6-3/4" x 6-3/4" (172 x 172) Cut-out (Includes Drain Pull-Down Bracket)	Integrated Mounting Bracket

Rinsers Installation Notes	Check local plumbing codes. Install in-line water regulator set to 15 - 20 psi (not included). Install in-line shut-off valve (not included) and turn off nightly.
-----------------------------------	---

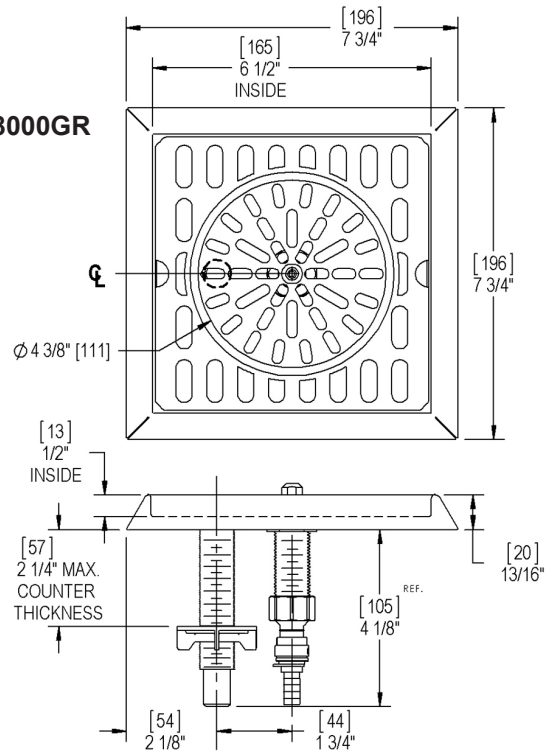


GLASS RINSER WITH DRIP PAN

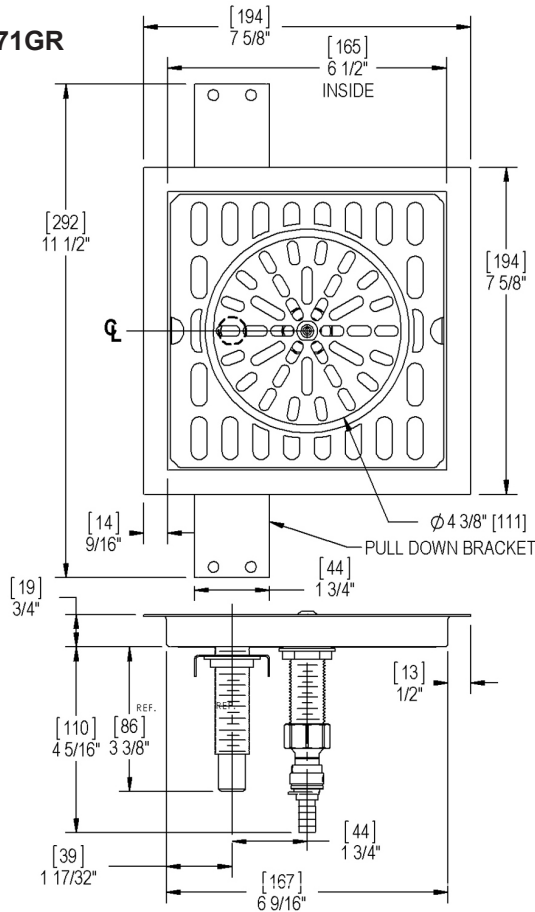
5000GR



C18000GR



67971GR



DRR6

