

KEG CAPACITY OF BBR48, TWO DOOR, REMOTE CABINET

(2) HALF BARRELS & (1) SLIM QUARTER BARREL

10.23"
EVAPORATOR
ASSEMBLY DEPTH

18.75"
INSIDE
CABINET

OPTIONAL
FLOOR ACCESS

TOP REMOVED TO
SHOW EVAPORATOR
HOUSING ASSEMBLY.

TYP.

Ø 16.125

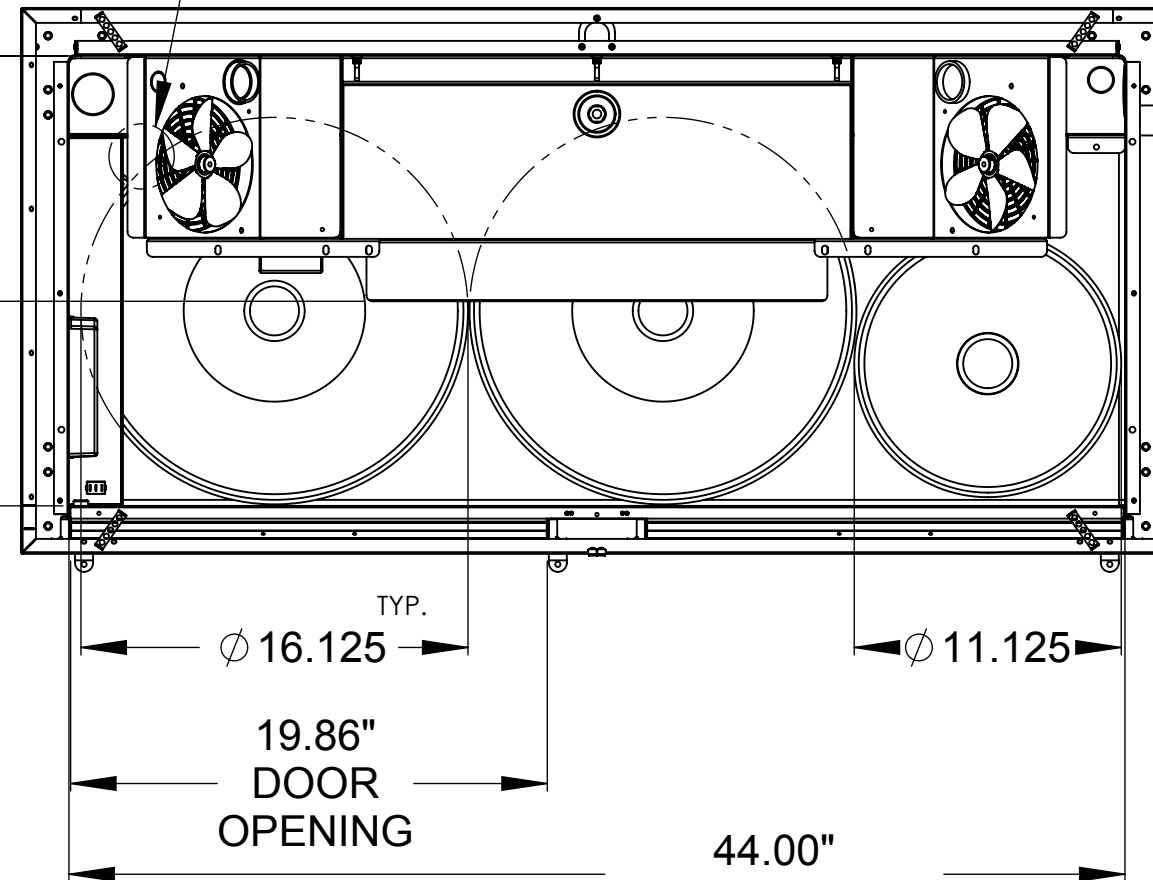
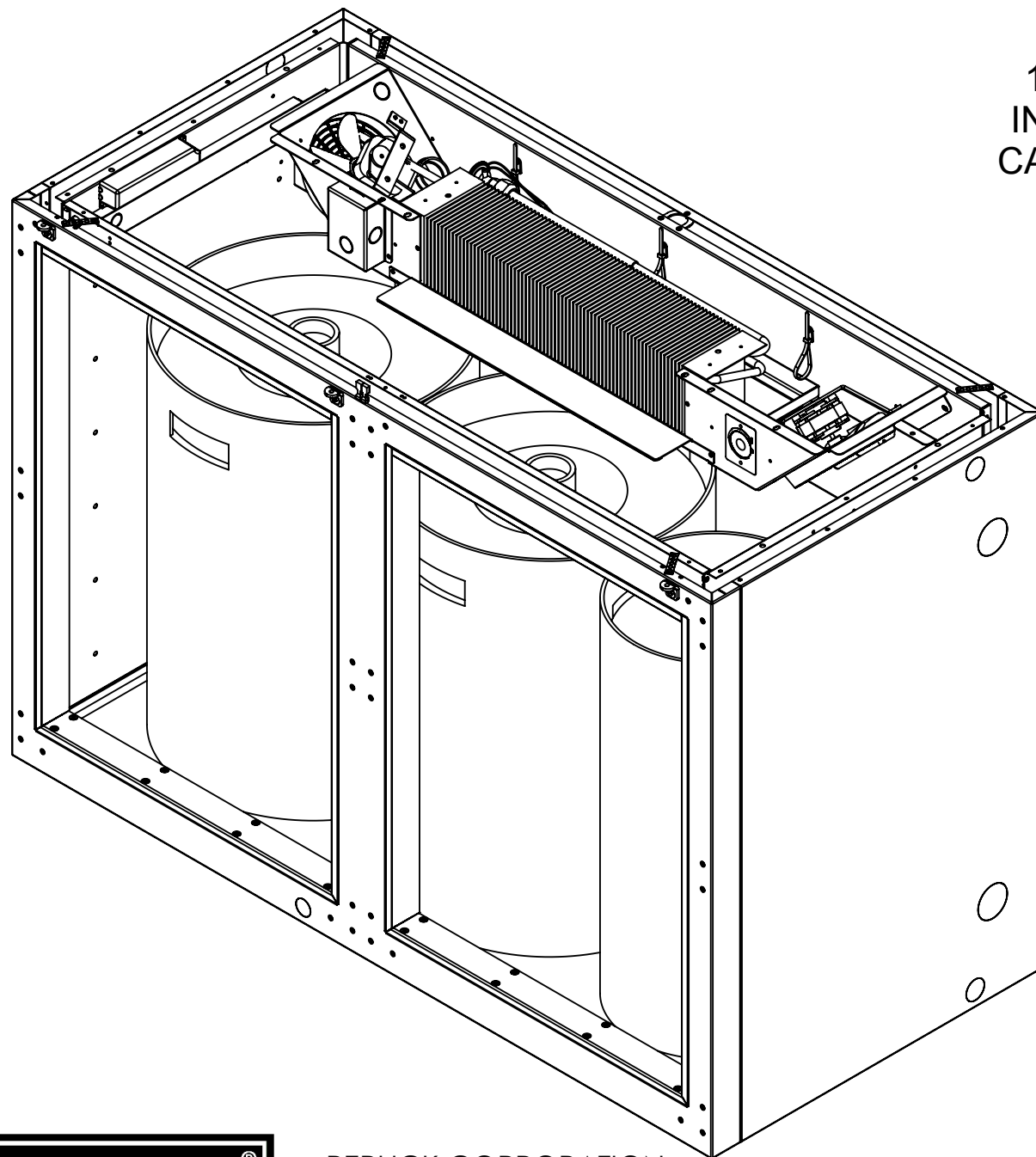
Ø 11.125

19.86"
DOOR
OPENING

44.00"
INSIDE CABINET

NOTE:

1. KEG CAPACITY DIAGRAM IS SHOWN FOR MAXIMUM CABINET SPACE ONLY. CUSTOMER TO DETERMINE OPTIMUM PLACEMENT OF DIFFERENT KEG SIZES.
2. KEG TO KEG SPACING & KEG TO WALL SPACING IS SHOWN AT 1/16".



PERLICK CORPORATION
MILWAUKEE, WI 53223

PROPERTY OF THE PERLICK CORP.
NOT TO BE COPIED OR USED DETRIMENTAL TO OUR INTERESTS

SCALE: 1:8

DR.: CJT DATE: 2/3/2014

95207

SHEET 1 OF 5

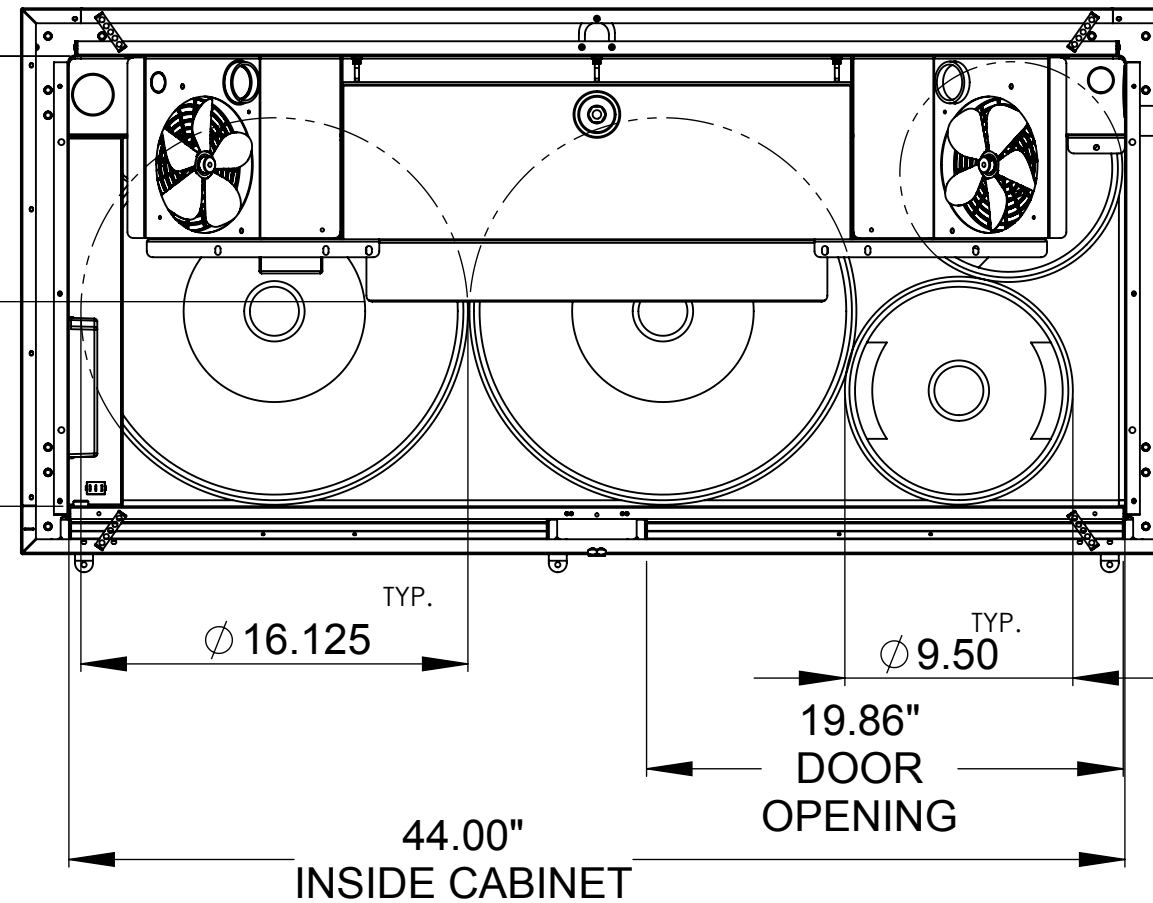
A 2/4/2014 CJT

KEG CAPACITY OF BBR48, TWO DOOR, REMOTE CABINET

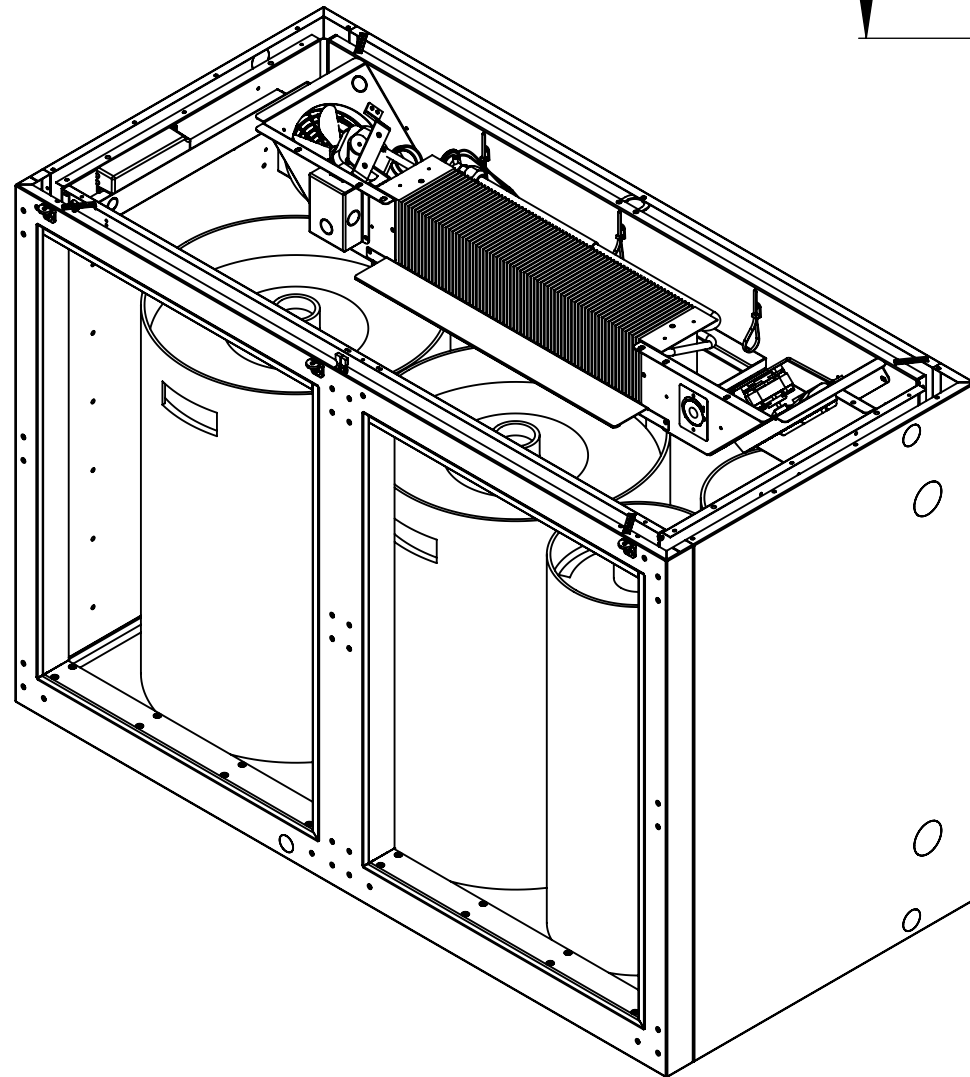
(2) HALF BARRELS, & (2) SIXTH BARRELS

10.23"
EVAPORATOR
ASSEMBLY DEPTH

18.75"
INSIDE
CABINET



TOP REMOVED TO
SHOW EVAPORATOR
HOUSING ASSEMBLY.



NOTE:

1. KEG CAPACITY DIAGRAM IS SHOWN FOR MAXIMUM CABINET SPACE ONLY. CUSTOMER TO DETERMINE OPTIMUM PLACEMENT OF DIFFERENT KEG SIZES.
2. KEG TO KEG SPACING & KEG TO WALL SPACING IS SHOWN AT 1/16".



PERLICK CORPORATION
MILWAUKEE, WI 53223

PROPERTY OF THE PERLICK CORP.
NOT TO BE COPIED OR USED DETRIMENTAL TO OUR INTERESTS

SCALE: 1:8

DR.: CJT DATE: 2/3/2014

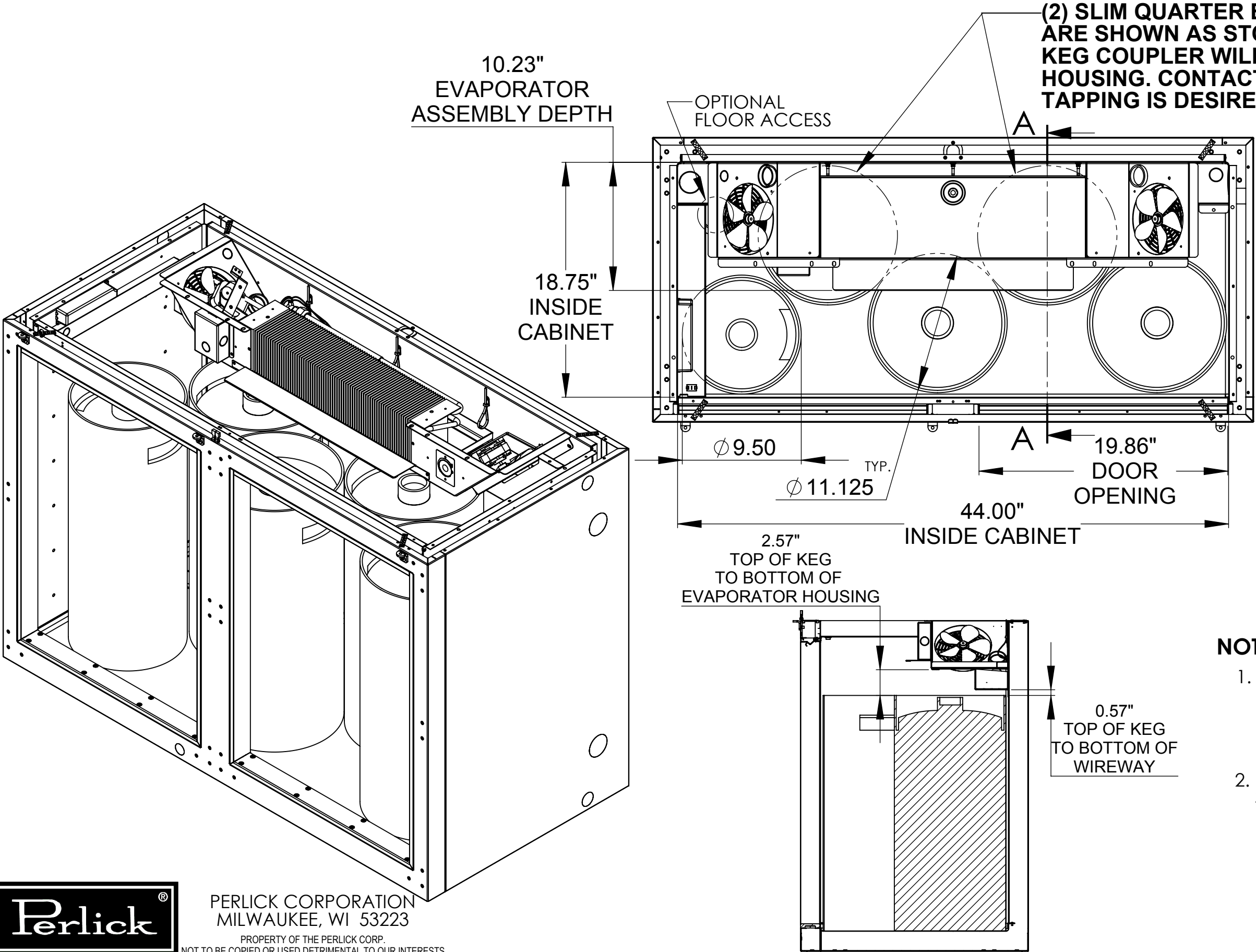
95207

SHEET 2 OF 5

A 2/4/2014 CJT

KEG CAPACITY OF BBR48, TWO DOOR, REMOTE CABINET

(4) SLIM QUARTER BARRELS & (1) SIXTH BARREL



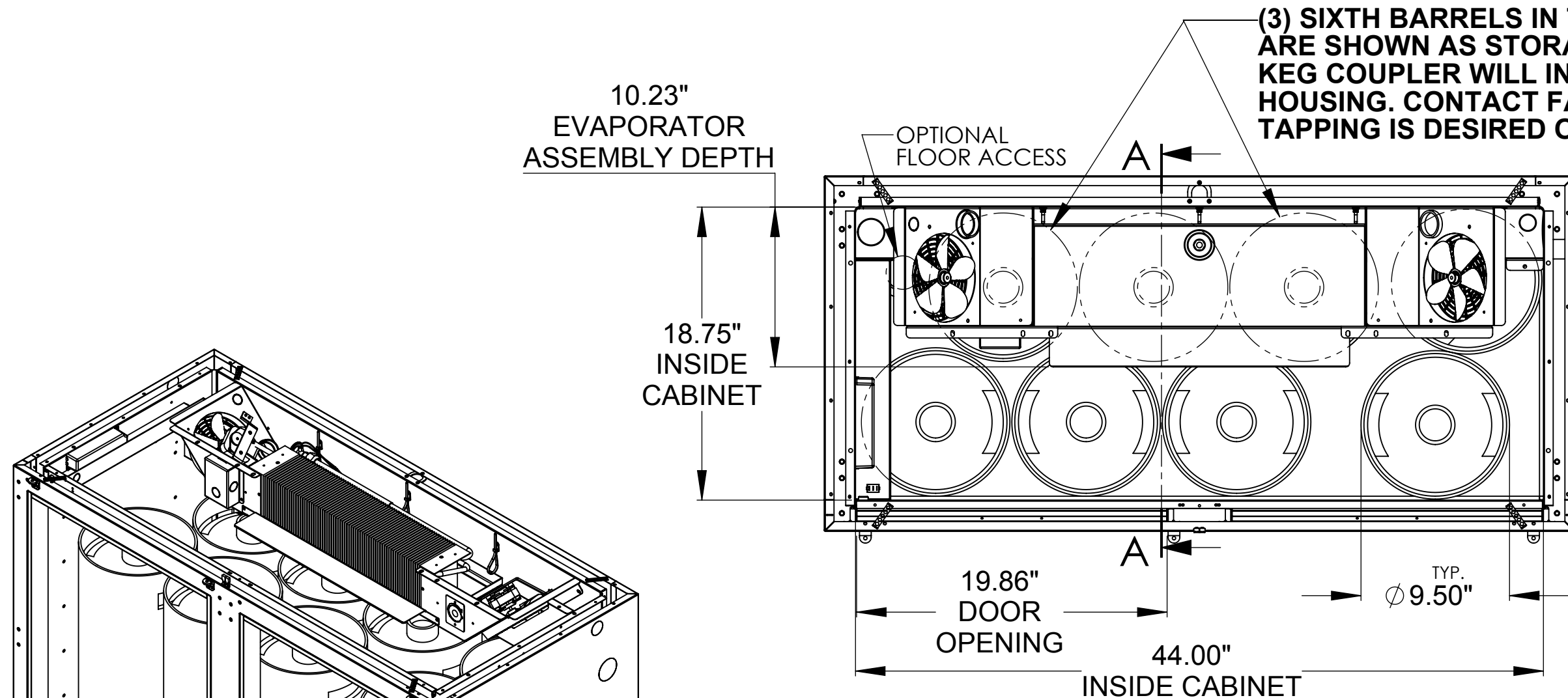
- NOTE:**
- 1. KEG CAPACITY DIAGRAM IS SHOWN FOR MAXIMUM CABINET SPACE ONLY. CUSTOMER TO DETERMINE OPTIMUM PLACEMENT OF DIFFERENT KEG SIZES.
 - 2. KEG TO KEG SPACING & KEG TO WALL SPACING IS SHOWN AT 1/16" MIN.



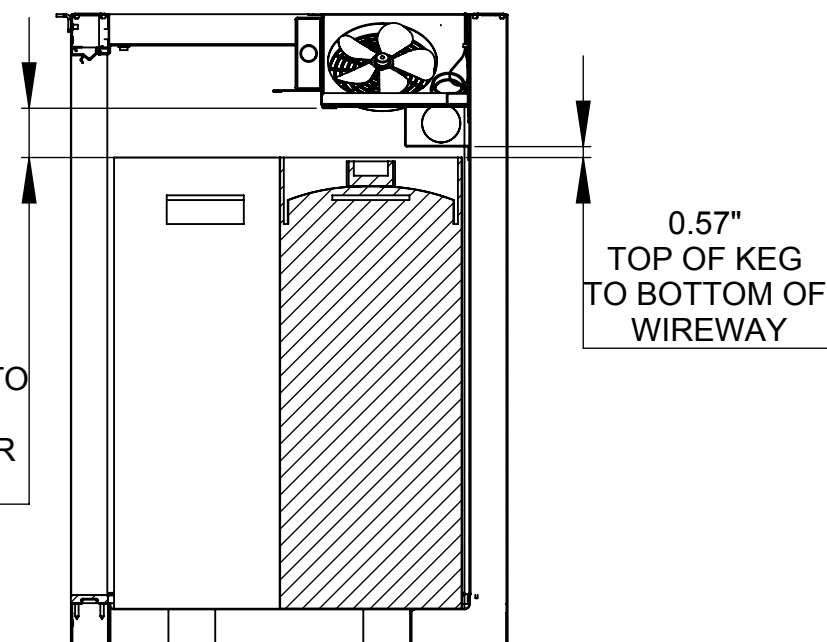
PERLICK CORPORATION
MILWAUKEE, WI 53223
PROPERTY OF THE PERLICK CORP.
NOT TO BE COPIED OR USED DETRIMENTAL TO OUR INTERESTS

KEG CAPACITY OF BBR48, TWO DOOR, REMOTE CABINET

(8) SIXTH BARRELS



TOP REMOVED TO SHOW EVAPORATOR HOUSING ASSEMBLY.



NOTE:

1. KEG CAPACITY DIAGRAM IS SHOWN FOR MAXIMUM CABINET SPACE ONLY. CUSTOMER TO DETERMINE OPTIMUM PLACEMENT OF DIFFERENT KEG SIZES.
2. KEG TO KEG SPACING & KEG TO WALL SPACING IS SHOWN AT 1/16".

SECTION A-A



PERLICK CORPORATION
MILWAUKEE, WI 53223

PROPERTY OF THE PERLICK CORP.
NOT TO BE COPIED OR USED DETRIMENTAL TO OUR INTERESTS

SCALE: 1:8

DR.: CJT DATE: 2/3/2014

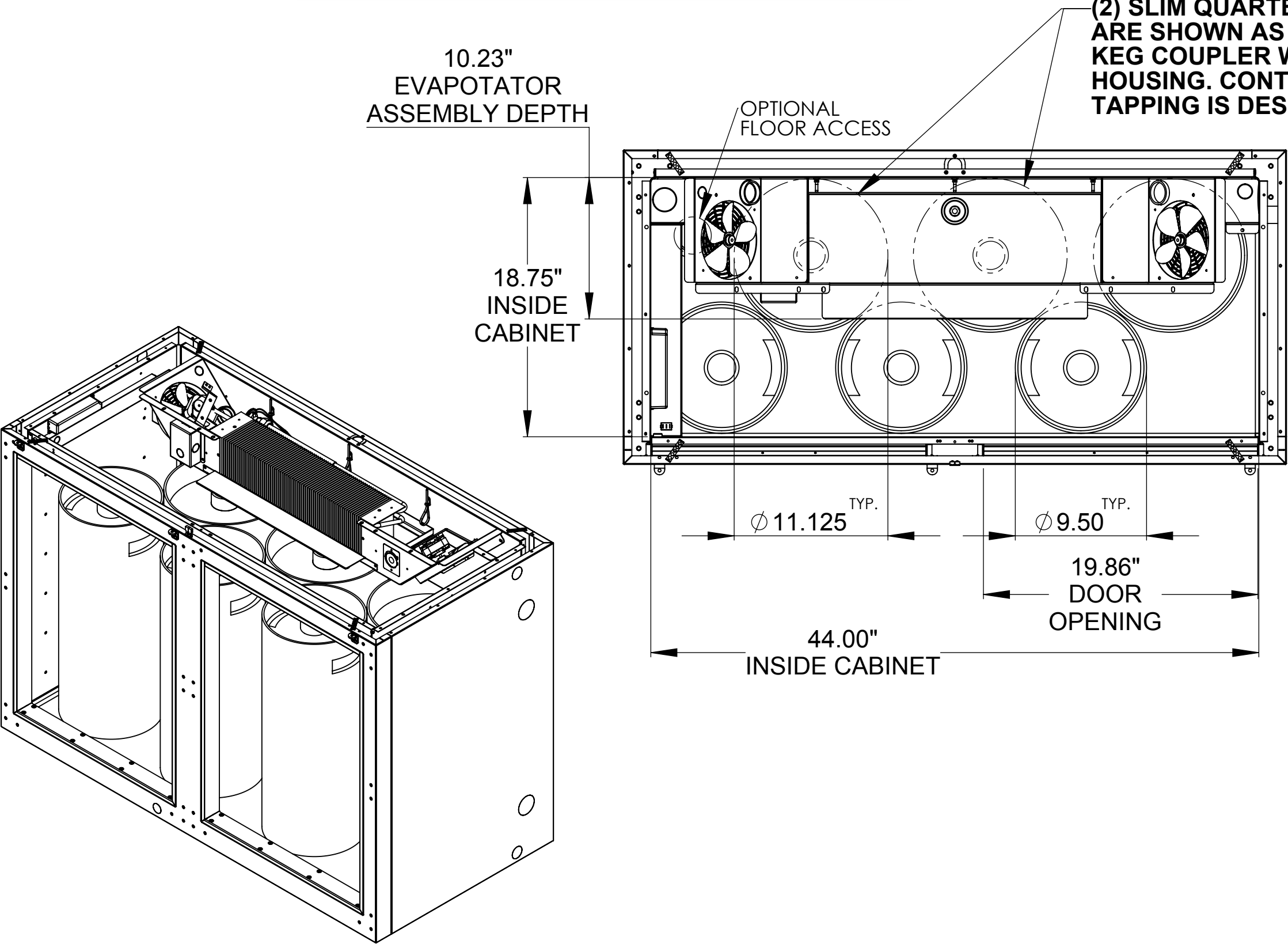
95207

SHEET 4 OF 5

A 2/4/2014 CJT

KEG CAPACITY OF BBR48, TWO DOOR, REMOTE CABINET

(3) SLIM QUARTER BARRELS & (3) SIXTH BARRELS



(2) SLIM QUARTER BARRELS IN THIS LOCATION ARE SHOWN AS STORAGE ONLY. A CONVENTIONAL KEG COUPLER WILL INTERFERE WITH EVAPORATOR HOUSING. CONTACT FACTORY FOR OPTIONS IF TAPPING IS DESIRED ON THESE KEGS.

TOP REMOVED TO SHOW EVAPORATOR HOUSING ASSEMBLY.

- NOTE:**
- 1. KEG CAPACITY DIAGRAM IS SHOWN FOR MAXIMUM CABINET SPACE ONLY. CUSTOMER TO DETERMINE OPTIMUM PLACEMENT OF DIFFERENT KEG SIZES.
 - 2. KEG TO KEG SPACING & KEG TO WALL SPACING IS SHOWN AT 1/16".



PERLICK CORPORATION
MILWAUKEE, WI 53223
PROPERTY OF THE PERLICK CORP.
NOT TO BE COPIED OR USED DETRIMENTAL TO OUR INTERESTS

SCALE: 1:8
DR.: CJT DATE: 2/3/2014

A 2/4/2014 CJT

95207
SHEET 5 OF 5