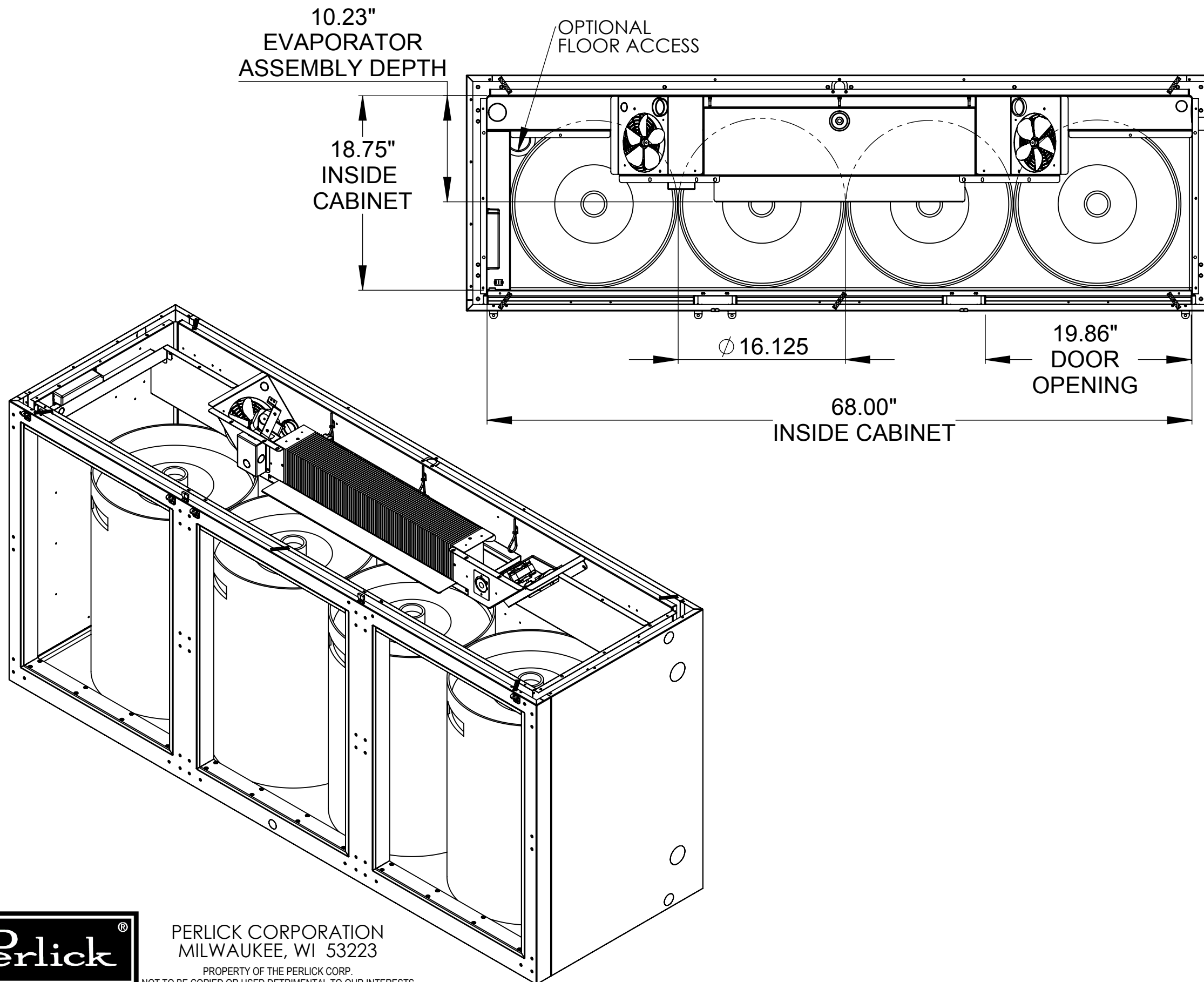


# KEG CAPACITY OF BBR72, THREE DOOR, REMOTE CABINET

(4) HALF BARRELS



TOP REMOVED TO SHOW EVAPORATOR HOUSING ASSEMBLY.

**NOTE:**

1. KEG CAPACITY DIAGRAM IS SHOWN FOR MAXIMUM CABINET SPACE ONLY. CUSTOMER TO DETERMINE OPTIMUM PLACEMENT OF DIFFERENT KEG SIZES.
2. KEG TO KEG SPACING & KEG TO WALL SPACING IS SHOWN AT 1/16".



PERLICK CORPORATION  
MILWAUKEE, WI 53223

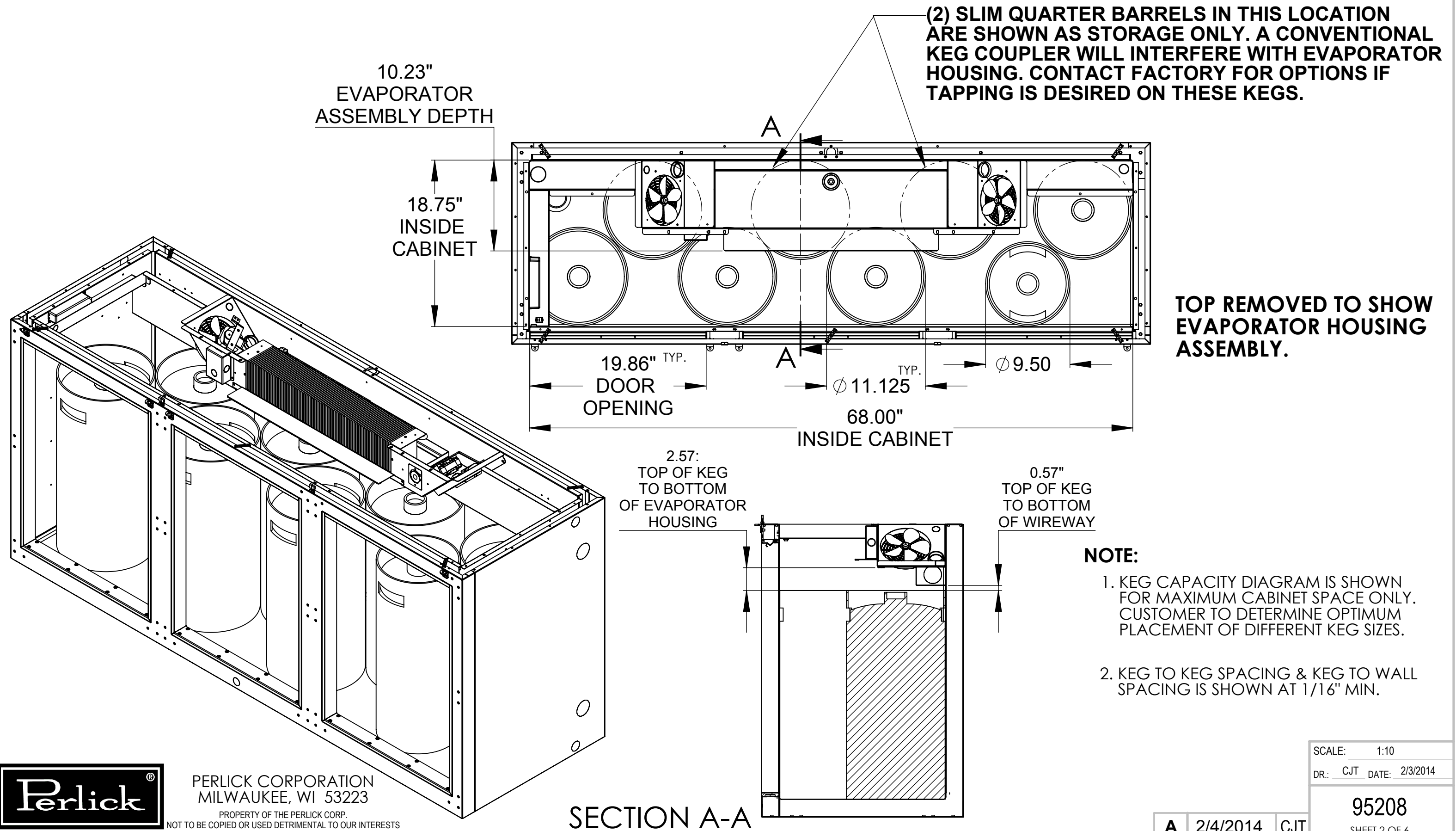
PROPERTY OF THE PERLICK CORP.  
NOT TO BE COPIED OR USED DETRIMENTAL TO OUR INTERESTS

|              |                    |
|--------------|--------------------|
| SCALE:       | 1:10               |
| DR.:         | CJT DATE: 2/3/2014 |
| <b>95208</b> |                    |
| SHEET 1 OF 6 |                    |

**A** 2/4/2014 CJT

# KEG CAPACITY OF BBR72, THREE DOOR, REMOTE CABINET

(7) SLIM QUARTER BARRELS & (1) SIXTH BARREL



PERLICK CORPORATION  
MILWAUKEE, WI 53223

PROPERTY OF THE PERLICK CORP.  
NOT TO BE COPIED OR USED DETRIMENTAL TO OUR INTERESTS

SCALE: 1:10

DR.: CJT DATE: 2/3/2014

95208

SHEET 2 OF 6

A 2/4/2014 CJT

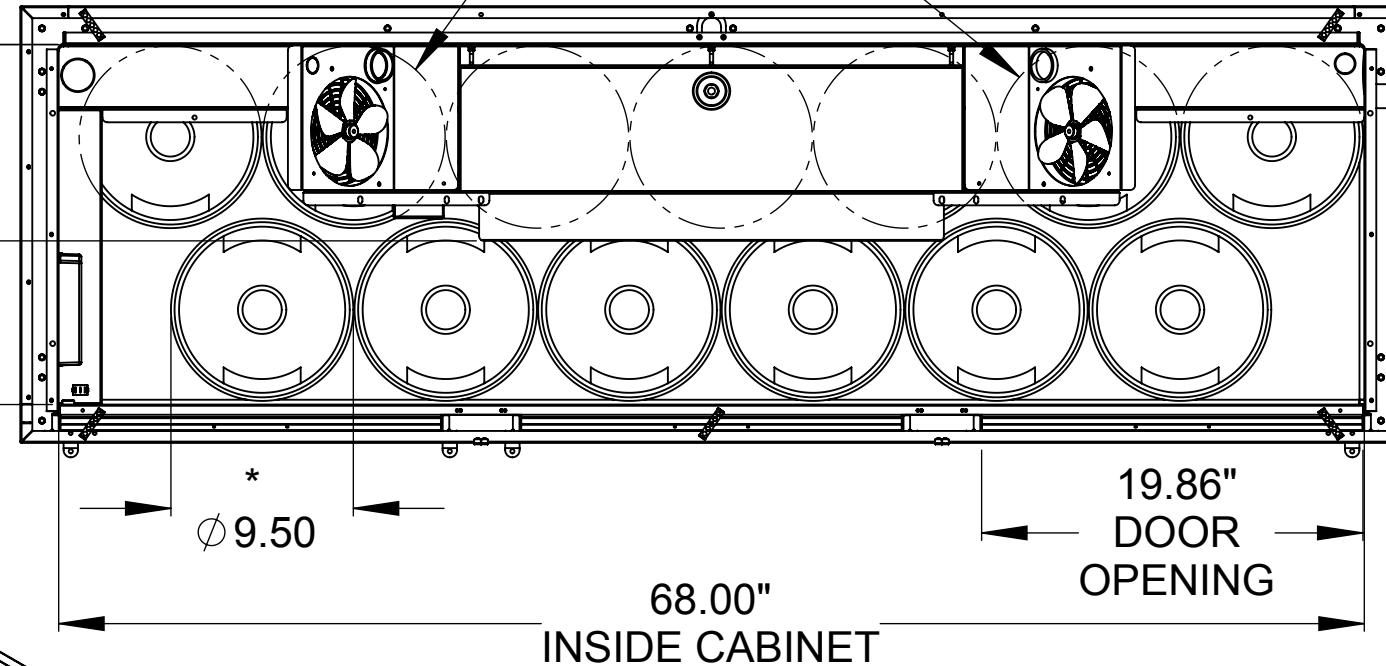
# KEG CAPACITY OF BBR72, THREE DOOR, REMOTE CABINET

\* (13) SIXTH BARRELS

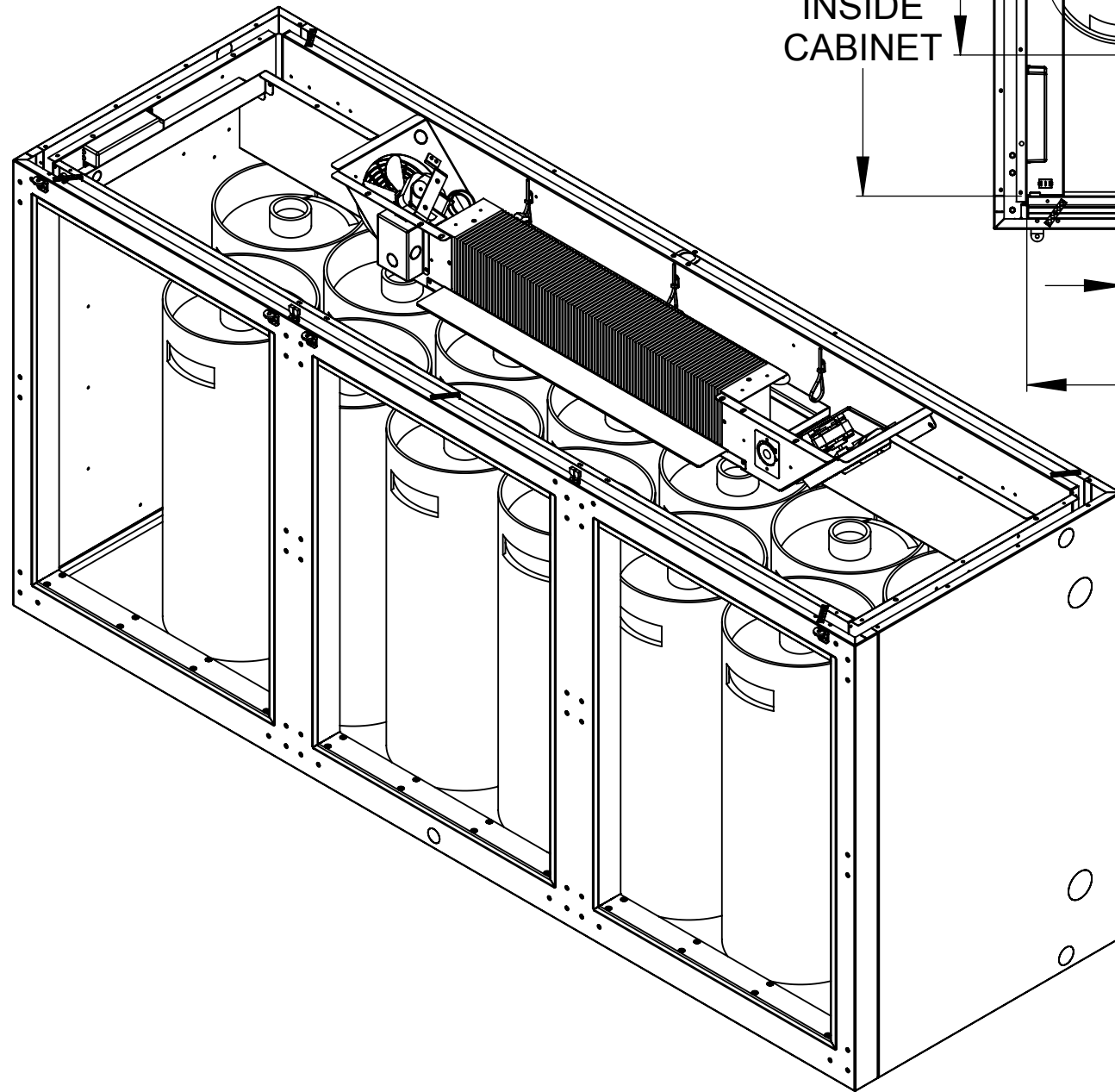
10.23"  
EVAPORATOR  
ASSEMBLY DEPTH

(5) SIXTH BARRELS IN THIS LOCATION  
ARE SHOWN AS STORAGE ONLY. A CONVENTIONAL  
KEG COUPLER WILL INTERFERE WITH EVAPORATOR  
HOUSING. CONTACT FACTORY FOR OPTIONS IF  
TAPPING IS DESIRED ON THESE KEGS.

18.75"  
INSIDE  
CABINET



TOP REMOVED TO SHOW  
EVAPORATOR HOUSING  
ASSEMBLY.



## NOTE:

1. KEG CAPACITY DIAGRAM IS SHOWN FOR MAXIMUM CABINET SPACE ONLY. CUSTOMER TO DETERMINE OPTIMUM PLACEMENT OF DIFFERENT KEG SIZES.
2. KEG TO KEG SPACING & KEG TO WALL SPACING IS SHOWN AT 1/16".

\* MOST REFERENCES LIST  $\phi$  9.25 FOR 1/6 BARRELS,  $\phi$  9.50 IS ALSO COMMON  
THE CUSTOMER MUST VERIFY THIS DIAMETER FROM THIER PROVIDER.  
IF ALL KEGS ARE  $\phi$  9.25" ONE ADDITIONAL KEG CAN BE INSTALLED.



PERLICK CORPORATION  
MILWAUKEE, WI 53223

PROPERTY OF THE PERLICK CORP.  
NOT TO BE COPIED OR USED DETRIMENTAL TO OUR INTERESTS

SCALE: 1:10

DR.: CJT DATE: 2/3/2014

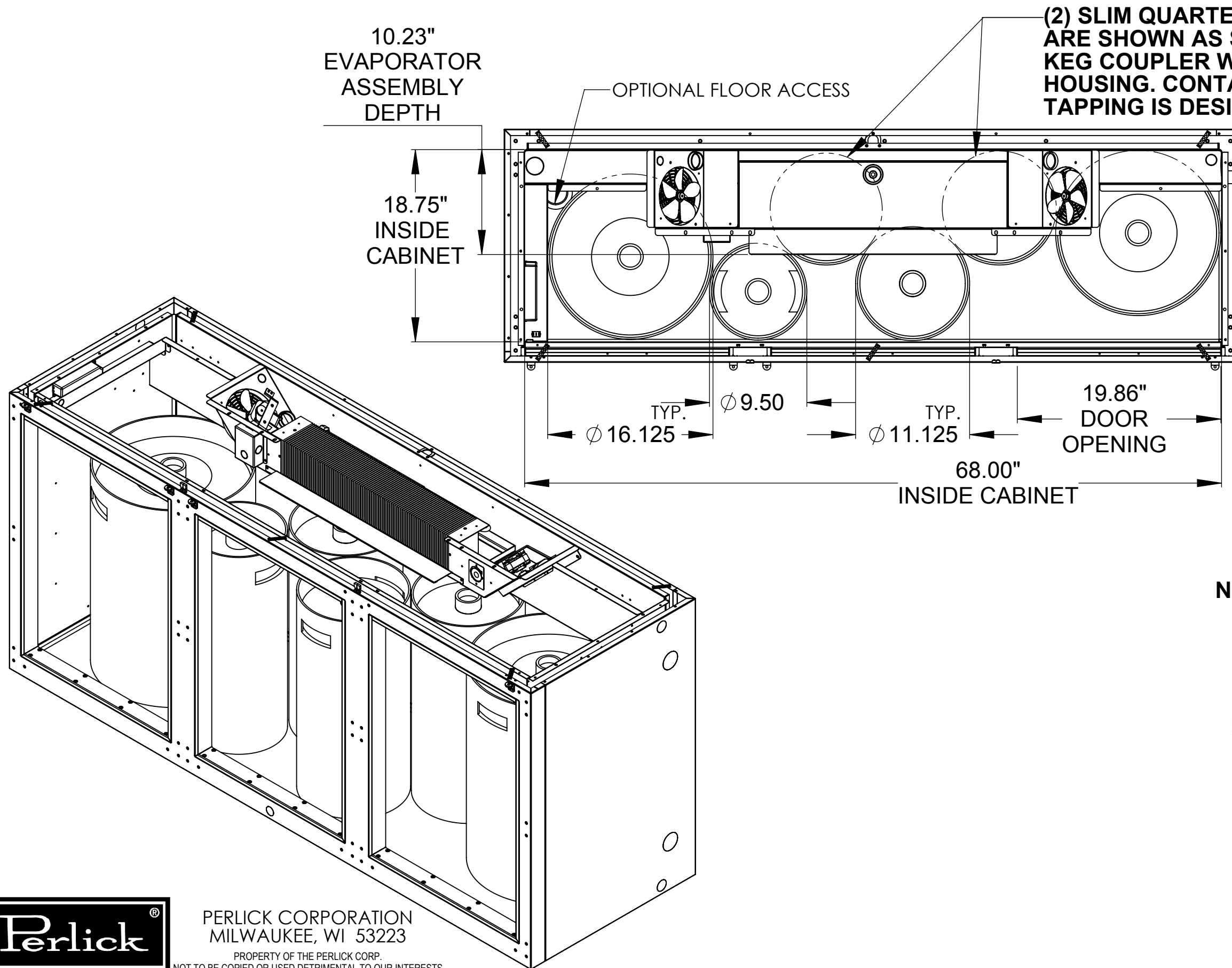
95208

SHEET 3 OF 6

A 2/4/2014 CJT

# KEG CAPACITY OF BBR72, THREE DOOR, REMOTE CABINET

(2) HALF BARRELS, (3) SLIM QUARTER BARRELS & (1) SIXTH BARREL



(2) SLIM QUARTER BARRELS IN THIS LOCATION ARE SHOWN AS STORAGE ONLY. A CONVENTIONAL KEG COUPLER WILL INTERFERE WITH EVAPORATOR HOUSING. CONTACT FACTORY FOR OPTIONS IF TAPPING IS DESIRED ON THESE KEGS.

TOP REMOVED TO SHOW EVAPORATOR HOUSING ASSEMBLY.

## NOTE:

1. KEG CAPACITY DIAGRAM IS SHOWN FOR MAXIMUM CABINET SPACE ONLY. CUSTOMER TO DETERMINE OPTIMUM PLACEMENT OF DIFFERENT KEG SIZES.
2. KEG TO KEG SPACING & KEG TO WALL SPACING IS SHOWN AT 1/16".



PERLICK CORPORATION  
MILWAUKEE, WI 53223

PROPERTY OF THE PERLICK CORP.  
NOT TO BE COPIED OR USED DETRIMENTAL TO OUR INTERESTS

SCALE: 1:10

DR.: CJT DATE: 2/3/2014

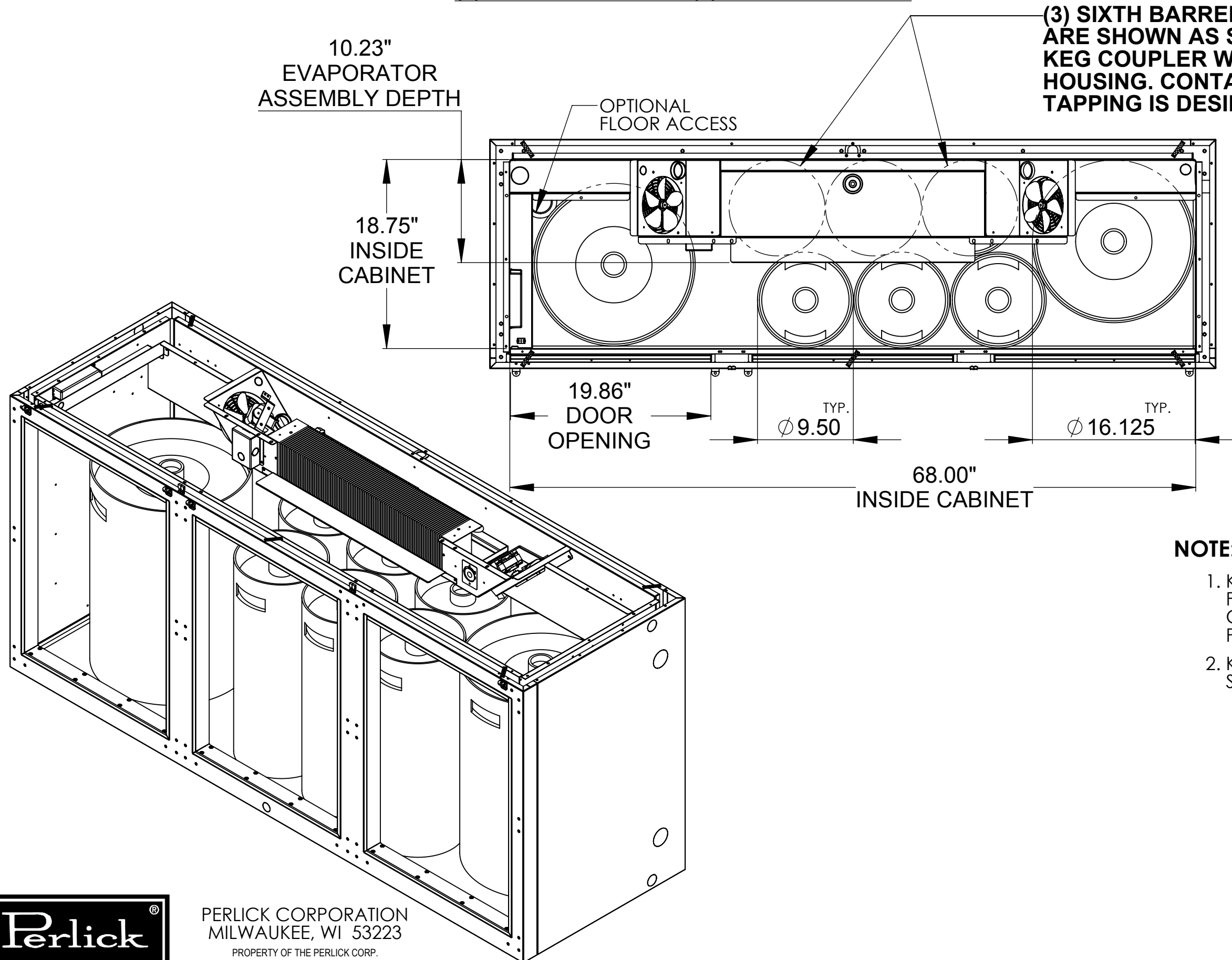
95208

SHEET 4 OF 6

A 2/4/2014 CJT

# KEG CAPACITY OF BBR72, THREE DOOR, REMOTE CABINET

(2) HALF BARRELS & (6) SIXTH BARRELS.



(3) SIXTH BARRELS IN THIS LOCATION ARE SHOWN AS STORAGE ONLY. A CONVENTIONAL KEG COUPLER WILL INTERFERE WITH EVAPORATOR HOUSING. CONTACT FACTORY FOR OPTIONS IF TAPPING IS DESIRED ON THESE KEGS.

TOP REMOVED TO SHOW EVAPORATOR HOUSING ASSEMBLY.

**NOTE:**

1. KEG CAPACITY DIAGRAM IS SHOWN FOR MAXIMUM CABINET SPACE ONLY. CUSTOMER TO DETERMINE OPTIMUM PLACEMENT OF DIFFERENT KEG SIZES.
2. KEG TO KEG SPACING & KEG TO WALL SPACING IS SHOWN AT 1/16".



PERLICK CORPORATION  
MILWAUKEE, WI 53223

PROPERTY OF THE PERLICK CORP.  
NOT TO BE COPIED OR USED DETRIMENTAL TO OUR INTERESTS

SCALE: 1:10  
DR.: CJT DATE: 2/3/2014

95208

SHEET 5 OF 6

A 2/4/2014 CJT

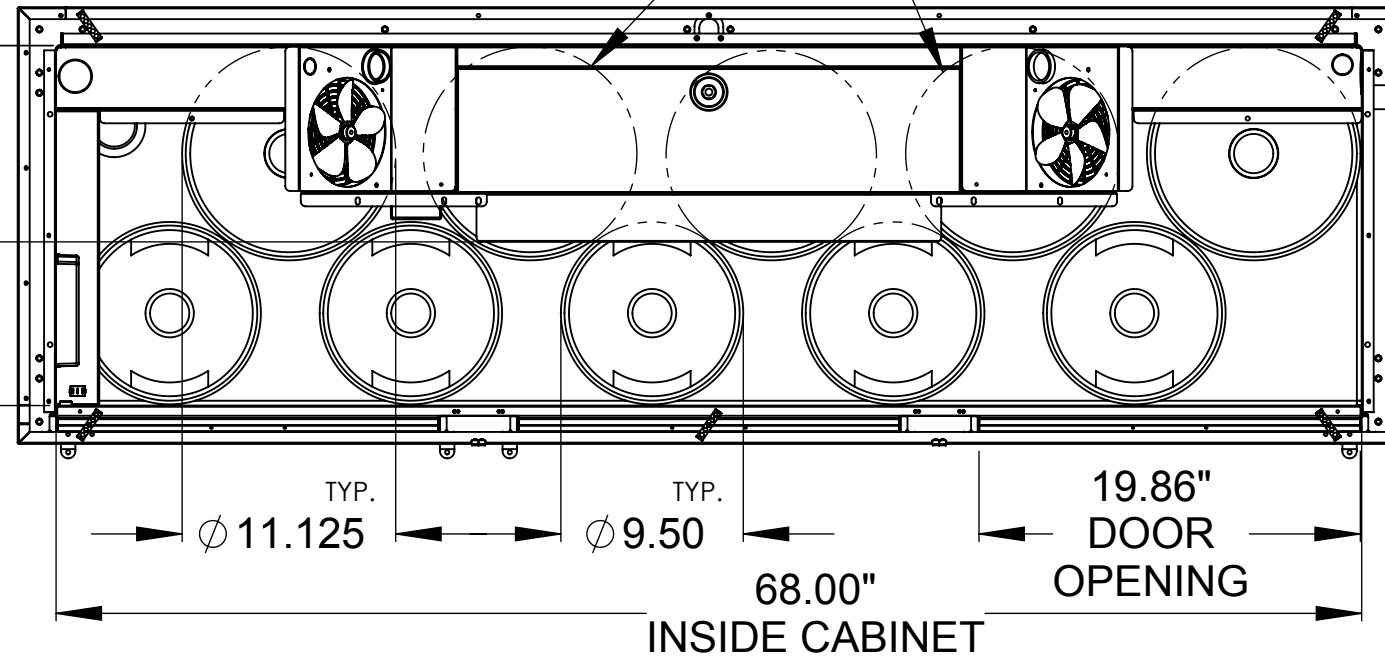
# KEG CAPACITY OF BBR72, THREE DOOR, REMOTE CABINET

**(5) SLIM QUARTER BARRELS & (5) SIXTH BARRELS**

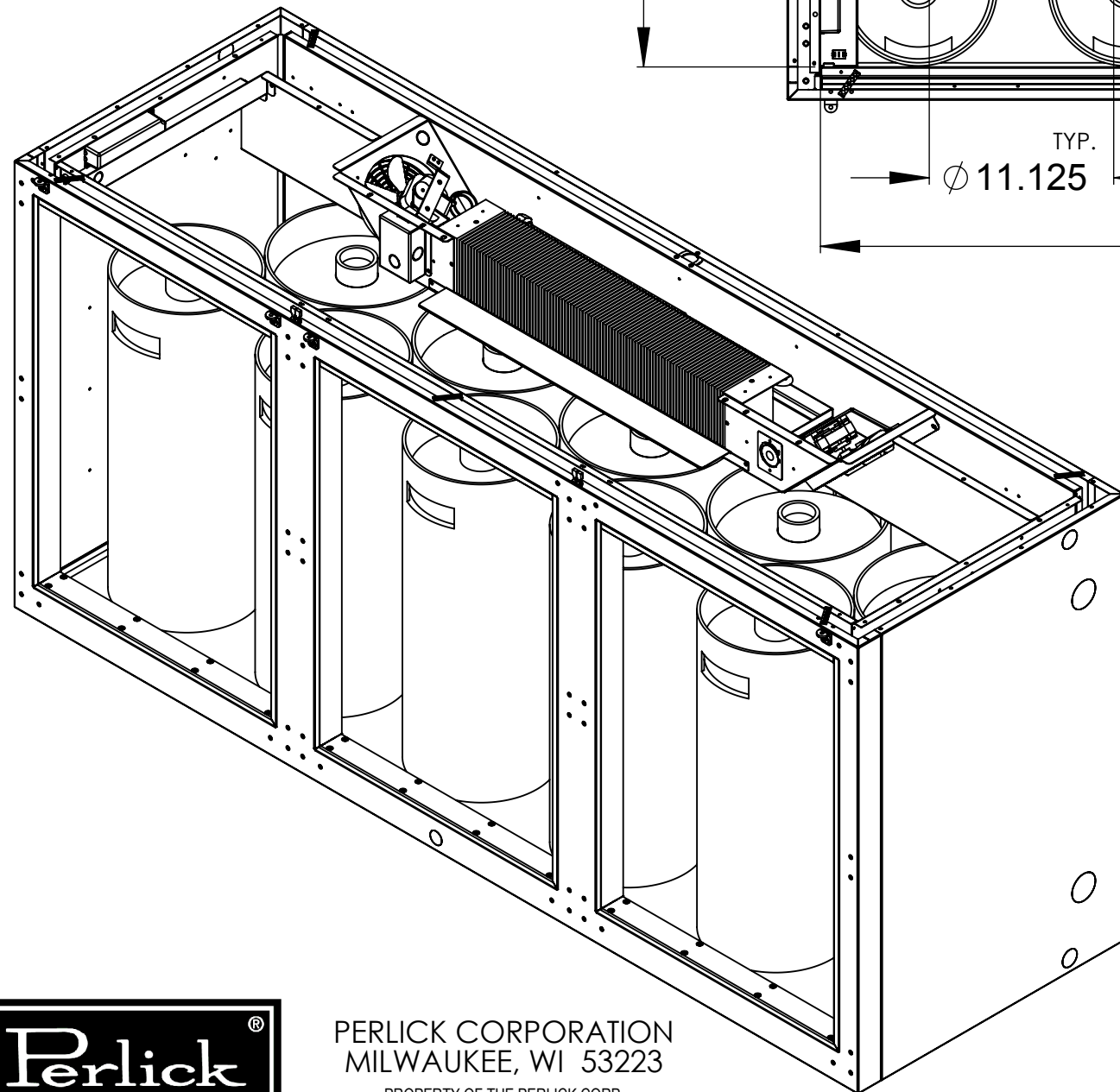
**(3) SLIM QUARTER BARRELS IN THIS LOCATION ARE SHOWN AS STORAGE ONLY. A CONVENTIONAL KEG COUPLER WILL INTERFERE WITH EVAPORATOR HOUSING. CONTACT FACTORY FOR OPTIONS IF TAPPING IS DESIRED ON THESE KEGS.**

10.23"  
EVAPORATOR  
ASSEMBLY DEPTH

18.75"  
INSIDE  
CABINET



**TOP REMOVED TO SHOW  
EVAPORATOR HOUSING  
ASSEMBLY.**



**NOTE:**

1. KEG CAPACITY DIAGRAM IS SHOWN FOR MAXIMUM CABINET SPACE ONLY. CUSTOMER TO DETERMINE OPTIMUM PLACEMENT OF DIFFERENT KEG SIZES.
2. KEG TO KEG SPACING & KEG TO WALL SPACING IS SHOWN AT 1/16".



PERLICK CORPORATION  
MILWAUKEE, WI 53223

PROPERTY OF THE PERLICK CORP.  
NOT TO BE COPIED OR USED DETRIMENTAL TO OUR INTERESTS

SCALE: 1:10

DR.: CJT DATE: 2/3/2014

95208

SHEET 6 OF 6

A 2/4/2014 CJT