

Perlick® 24" SINGLE-ZONE BEVERAGE COLUMN
Panel Ready Glass Door



JOB	
AREA	
ITEM NO.	
MODEL NO.	

MODELS	DESCRIPTION
CC24B-2-4LL	24" Single Zone Beverage Column, Glass Door, Overlay Ready, Hinge Left
CC24B-2-4RL	24" Single Zone Beverage Column, Glass Door, Overlay Ready, Hinge Right

MODEL NUMBERS - CC24B-2-4LL, CC24B-2-4RL

KEY PRODUCT FEATURES AND BENEFITS

- Adjustable stainless steel flat shelving ideal for high-capacity storage and display of bottled and canned beverages
- Full extension stainless steel floor bin allows easy access contents at bottom of cabinet
- Carbon air filtration removes odors from the cabinet
- PerliQ™ touch screen control panel disappears into the background until awoken for a modern look
- Easily adjust temperature, activate sabbath mode, adjust lighting, or access additional settings with intuitive PerliQ™ control
- Full stainless-steel construction provides a hygienic, easy to clean, and long-lasting cabinet for lifelong use
- R600a refrigerant - More efficient & better for the environment

Quick Features:

- Triple-pane, UV-resistant glass
- Blue and White LED Interior lighting; Slow fade on and off; Lighting brightness control displays intensity settings in 20% increments (20-40-60-80-100%)
- High-capacity storage up to 316 canned or bottled beverages
- All cabinets come ready to accept a locking panel from factory with all components included to install lock on custom panels
- Cabinet sold with panel ready glass door. Ready to accept custom made or stainless-steel door panel (sold separate).
- 1 Year Full Parts & Labor + 5 Year Compressor Parts

Form No. Z3021
Rev 07.24.24



24" SINGLE-ZONE BEVERAGE COLUMN
Panel Ready Glass Door

MODEL NUMBERS		CC24B-2-4LL	CC24B-2-4RL
MODEL DESCRIPTION		Single Zone Beverage Column, Glass Door, Overlay Ready, Hinge Left	Single Zone Beverage Column, Glass Door, Overlay Ready, Hinge Right
APPLIANCE EXTERIOR DIMENSIONS	Width - in. (mm)	23-3/4" (604)	23-3/4" (604)
	Depth - in. (mm)	24-1/16" (612)**	24-1/16" (612)**
	Height - in. (mm)	84" (2134)*	84" (2134)*
OPENING DIMENSIONS	Width - in. (mm)	24" (610)	24" (610)
	Depth - in. (mm)	25*** (635)	25*** (635)
	Height - in. (mm)	84" (2134)	84" (2134)
DEPTH WITH DOOR OPEN		49-3/4"	49-3/4"
INTERNAL VOLUME Net. Cu. Ft.		12.6 cu. ft.	12.6 cu. ft.
SHIPPING WEIGHT Lbs. (kg.)		477 lbs (216)	477 lbs (216)
SHIPPING DIMENSIONS	Width - in. (mm)	32" (813)	32" (813)
	Depth - in. (mm)	30" (762)	30" (762)
	Height - in. (mm)	92" (2337)	92" (2337)
ELECTRICAL SPECIFICATIONS	Electrical Supply	115 VAC/60 Hz/1 Ph	115 VAC/60 Hz/1 Ph
	Running Load Amps	3.2 amps	3.2 amps
	Electrical Service	15 amp dedicated circuit	15 amp dedicated circuit
	Cord Plug Type	NEMA 5-15 plug, 5' /3 prong grounding-type	NEMA 5-15 plug, 5' /3 prong grounding-type
MAX BOTTLE CAPACITY		316 12oz cans	316 12oz cans
TEMPERATURE RANGES	Refrigerant	R600a (53g)	R600a (53g)
		Factory Set to 40° (Range 37°-45°F)	Factory Set to 40° (Range 37°-45°F)

*Leveling legs allow for up to 3/4" of additional height. Leveling appliance correctly will lead to less door adjustments required.

**Depth does not include door panel, minimum 5/8" door panel is required, see installation instructions for full door panel details.

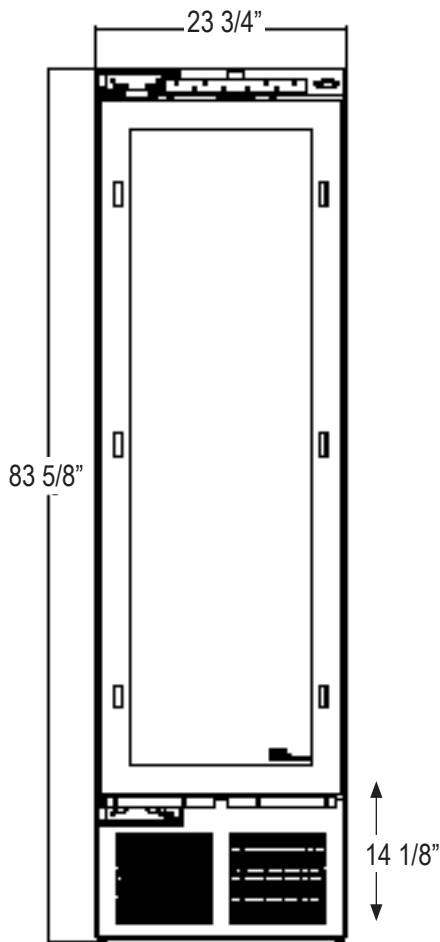
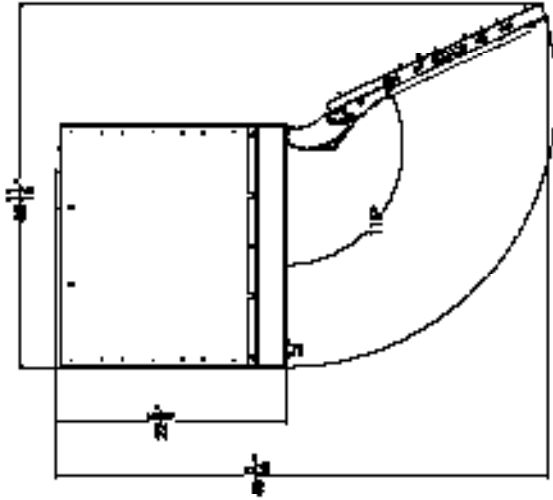
ACCESSORIES

- Dual installation kits available for both handle to handle, and handle to hinge
- Stainless steel overlay for glass door with four or six inch toe kick available with and without lock for field installation

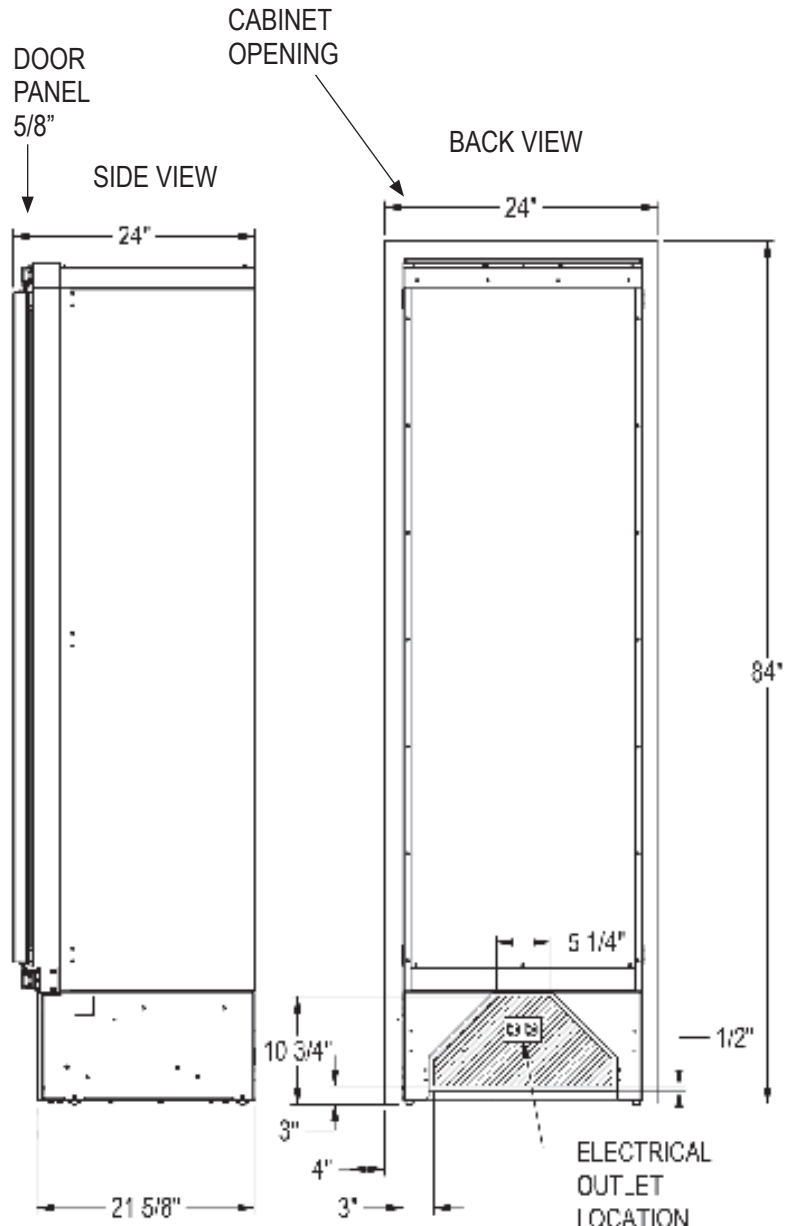
Perlick accessories are available for purchase through an authorized Perlick dealer. For a full list of accessories and to find a dealer near you, visit perlick.com.



24" SINGLE-ZONE BEVERAGE COLUMN
Panel Ready Glass Door



GLASS DOOR FRONT VIEW



Form No. Z3021
 Rev 07.24.24