


SYMBOLS


⌀ H HOT WATER CONNECTION

⌀ C COLD WATER CONNECTION

⌀ D DRAIN (ICE CHESTS)– 1/2" MALE NPS

⌀ D DRAIN – 1–1/2" MALE NPS

 ELECTRICAL CONNECTION

 DUPLEX OUTLET

I HAVE CHECKED ALL DIMENSIONS AND EQUIPMENT LOCATIONS ON THIS DRAWING FOR ACCURACY:

☐ Approved for fabrication as shown.

☐ Approved for fabrication with changes as noted.

☐ Drawing requires changes as noted; submit revised drawing for my approval.

PLEASE TYPE OR PRINT:

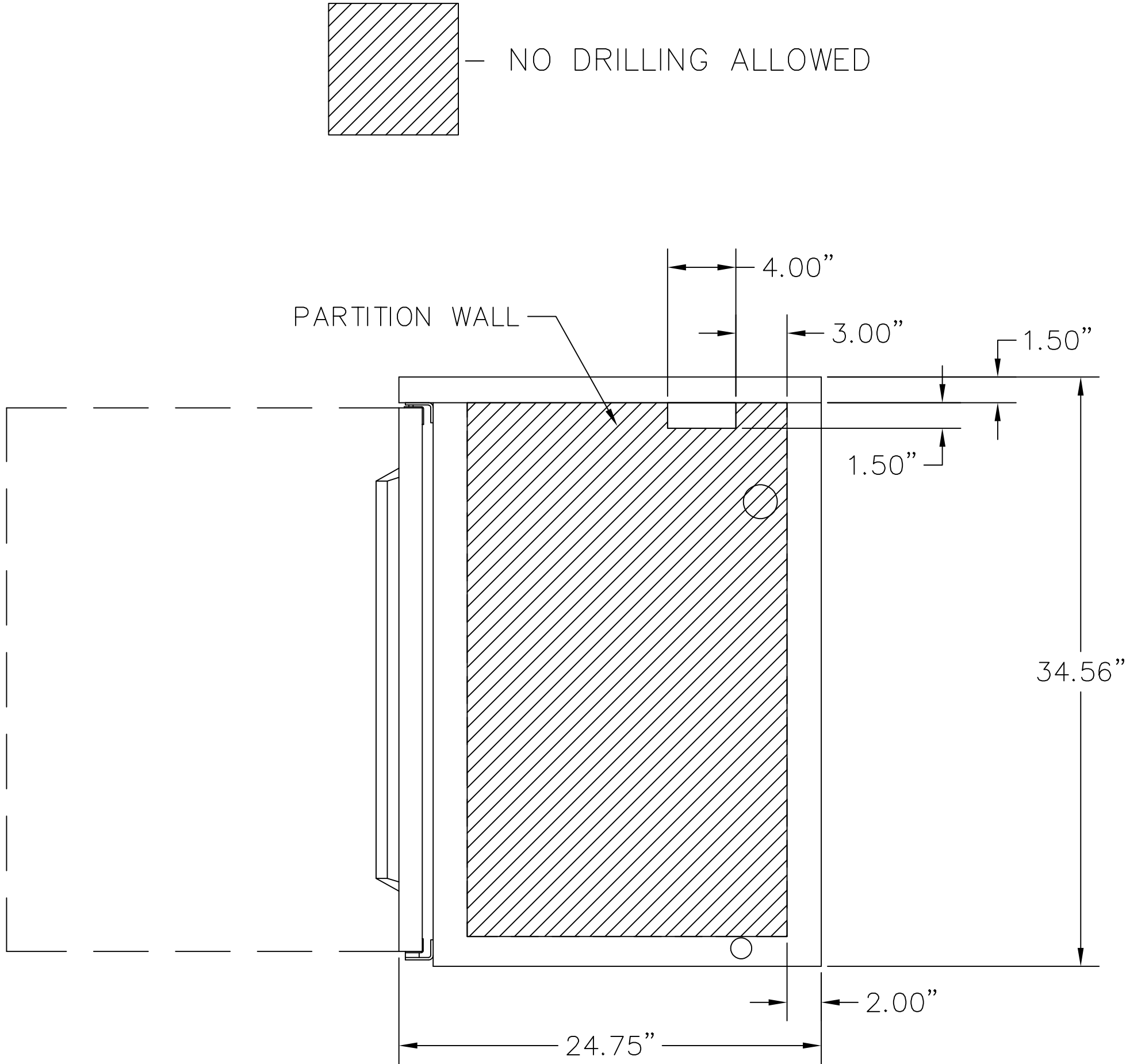
NAME

TITLE

COMPANY

SIGNATURE


DATE



The sole purpose of this drawing is to show Perlick bar equipment . Drawing elements copied or derived from other sources are for clarity/reference only.

** THIS DRAWING IS NOT TO BE USED FOR CONSTRUCTION **

Perlick Corporation
8300 West Good Hope Road
Milwaukee, WI 53223
P: (414) 353-7060
F: (414) 353-7069
WWW.Perlick.com



Systems and products
for the professional
and brewing industries
since 1917.

PROPERTY OF THE PERLICK CORP. NOT TO BE COPIED OR USED DETRIMENTAL TO OUR INTERESTS.

REVISIONS

A

XX-XX-2021 (xxx)

PROJECT

DZS36
NO DRILL ZONE
PARTITION WALL

SPECIFIER:

SCALE

3" = 1'

DRAWN BY

JER

SHEET

1 of 1

DATE

07/06/2021

TERRITORY

#

DRAWING NUMBER

XX-XXXX

"D" SIZE